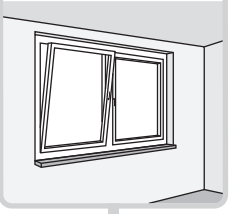


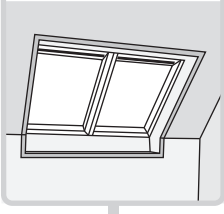


PLISSEE

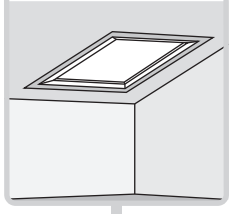
Senkrecht- und Drehkipfenster



Dachflächenfenster



Plafondfenster und Wintergarten



Senkrecht- und Drehkipfenster						Dachflächenfenster	Plafondfenster und Wintergarten				
Bediengriff	Schnurzug	Federzug	Kettenzug	E-Motor	feststehend	Bediengriff	Bediengriff	Schnurzug	Kurbel	E-Motor	
P1600	P1700	P1500	P1800	P1900	P1043	P2601		P3600	P3700	P3800	P3900
P1615 P1614 P1616	P1705	P1505	P1805	P1905	P1044	P2616	P2660	P3634		P3802	P3902
P1620	P1710				P1082	P2621		P3635			
P1634	P1715				P1086		P2690	P3636			
P1635	P1720					P2600		P3637			
P1636	P1725					P2615		P3650			
P1637	P1740					P2620		P3662			
P1650	P1741							P3663			
P1662	P1753										
P1663	P1751										